

## Sensational Senses Post Visit Guide: Pre-K to 1<sup>st</sup> Grade:

*These resources will expand upon your zoo visit and provide additional opportunities for your students to learn and explore in the classroom and beyond!*

### In-Classroom Activities

#### **WHO HAS THE BELL?**

Have the students sit in a circle and choose one child to be “it”. Have the child close their eyes, or blindfold them. Give a bell to another child. That child rings the bell and then hides it behind their back. The child who is it must guess who has the bell.

**Animal connection:** Many owls have lopsided ears, where one opening is located higher on the skull than the other. This helps them to locate their prey in the dark!

#### **BLIND TASTE TEST**

Prepare an assortment of small foods with different flavors and textures (such as cheerios, jellybeans, blueberries, etc.) Keep in mind any allergies. Have the students close their eyes, and hand each of them one food item at time, instructing them to eat it without looking. Then have them describe what they are tasting and let them guess what the food is.

**Animal connection:** Humans have about 10,000 taste buds in our mouths. But catfish have over 100,000 and they are found all over their bodies!

### Watch & Learn

#### **SUPER ANIMAL SENSES**

<https://mocomi.com/super-senses-of-animals/>

#### **DIAL-AN-OWL**

<https://www.youtube.com/watch?v=ni5lZrUcLAK>

### Get Involved!

Encourage your students to become citizen scientists and help collect data for real environmental research!

#### **School of Ants: Ant Picnic**

Explore the amazing senses of ants, how they use them to track down food, and find out which species are living in your schoolyard with this project!

<http://www.schoolofants.org/>

<http://studentsdiscover.org/lesson/ant-picnic/>




## Student Take-Home Worksheet

Encourage students to continue the lesson at home with family or friends using these activities!

Color the animal with large ears used to **HEAR** in **RED**.

Color the animal with eyes to **SEE** food far away in **GREEN**.

Color the animal that can **SMELL** with its tongue in **YELLOW**.



### What kind of surprises can you uncover with your senses?

With the help of a family member or friend, find a safe, comfortable place to sit in your own home, backyard, or nearby park. Close your eyes, and use your other senses to observe.

What sounds do you hear?

Do you hear human sounds or nature sounds?

What do you smell?

Do you like the smell?

What do you feel around you?

Is there a breeze? Is the ground soft? Hard? Rough?